


NOAH AND THE GREAT FLOOD

Old Testament Lesson #5 • Genesis 6:5-9:19



After the flood, God sent a rainbow as a sign of His covenant.

BEAD RAINBOW

This rainbow is made of colorful beads that are melted together.

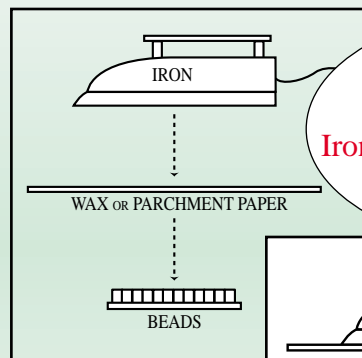
Items Needed

- Beads (brand used in this craft is Perlerbeads and can be found in any craft store or at Target, Wal-Mart, etc.)
- Iron
- Wax or parchment paper (also comes with bead kit)
- Any shape disk, one for each child (bead sets come with these or they can be bought separately)

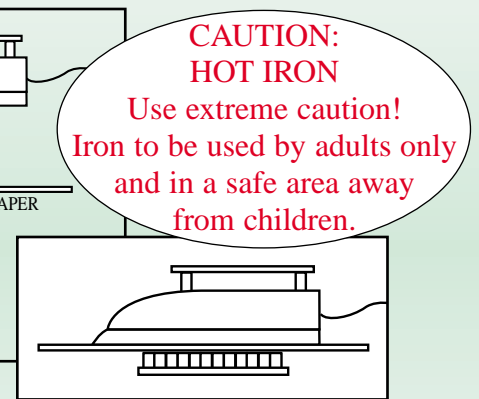
Note: This craft uses a hot iron. This step must be undertaken by the teacher or an assistant or volunteer and not by children. It must be done in a safe area away from the play area and away from children. Please use extreme caution.



Steps 1 and 2



Step 3



Step 4

**CAUTION:
HOT IRON**
Use extreme caution!
Iron to be used by adults only
and in a safe area away
from children.

Directions

1. Give each child a disk; any shape will work.
2. Place the beads on the disks to make a rainbow.
3. Turn on the iron. (This step must be done by a teacher or a volunteer or assistant only and should be done in a safe place away from the play area.)
4. When the rainbow is finished, place a piece of parchment paper over it and iron until the beads stick together.
5. The directions on the bead package should be followed.