

**JOSEPH'S DREAMS**

Old Testament Lesson #27 • Genesis 37:1-11

Joseph dreamed the Sun, Moon and Eleven Stars bowed down to him.



**JOSEPH'S DREAM STARS**

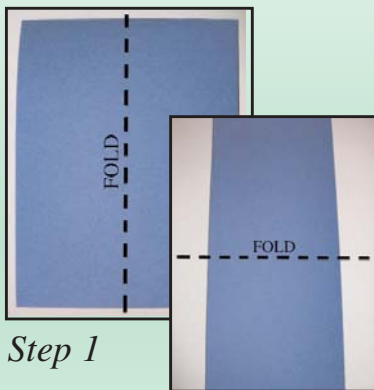
*This star has cut-out shapes and sparkly decorations.*

**Items Needed**

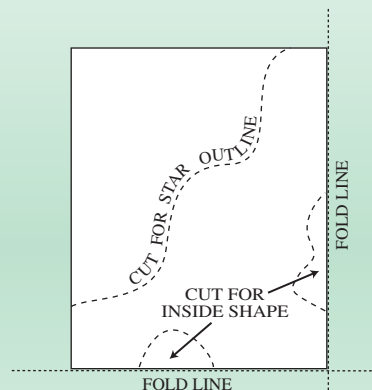
- Craft jewels
- Construction paper – any color
- Scissors
- Glue
- Hole punch
- Yarn




*Be creative! Cut more than one star and glue them together, or to enhance the story of Joseph, use eleven of these stars and hang to make a mobile – the possibilities are endless – have fun!*



Step 1



Step 2



Step 3

**Directions**

1. Fold the paper in half the long way. Fold it in half again.
2. Cut out a “snowflake” star. Remember: do not cut all of the folds, or it will not stay together.
3. Punch a hole at the top.
4. Decorate the star.
5. When everything is dry, tie a piece of yarn through the top to form a hanging loop.